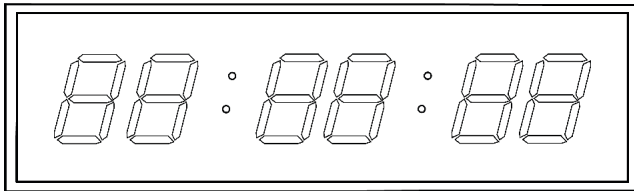


BIGTIMECLOCKS® BHC®

Installation manual

Model XL-36R

**TIME OF DAY
COUNTDOWN / UP
DIGITAL WALL CLOCK**




What's in the box



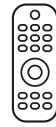
1x

10ft Power supply



1x

Digital clock with protective film



1x

Remote control



1x

User's guide

1. Tools & hardware required (not included)



Measuring tape



Drill



Screws

2. Overview

- BigTimeClocks® XL-36R is a 3" numeral / 6 digit indoor wall clock which displays hours, minutes and seconds.
- The clock **must not be permanently installed outdoors** but can however be used for outdoor events if not exposed to water/rain.
- The clock is supplied with a protective film on the screen. Please note that this protective film must be removed prior to using the clock.
- All accessories including the remote control and power supply are housed within the box styrofoam protections.
- There are 2 main mounting methods for model XL-46R-100: wall mounting or tripod mounting (see page 3). The clock can also be desk mounted by simply resting the 1.52" deep frame on a desk surface. In this case please ensure the clock is securely fastened onto the desk surface.

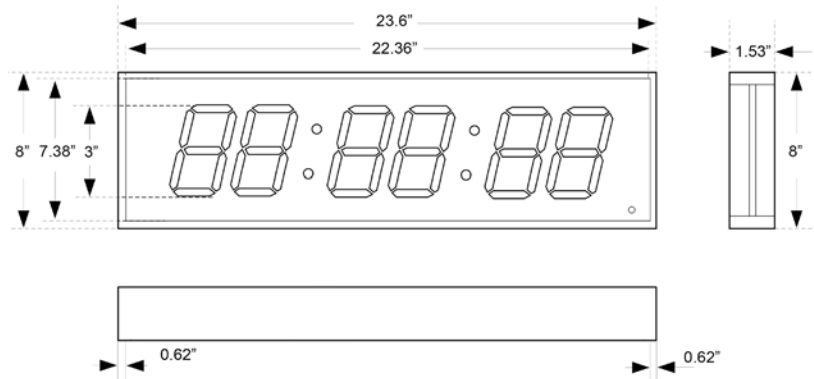


Figure 1
Front view of clock

3. Wall mounting

10 minutes

1 person

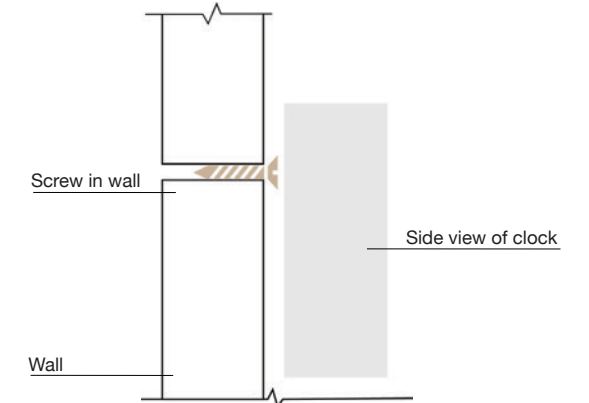
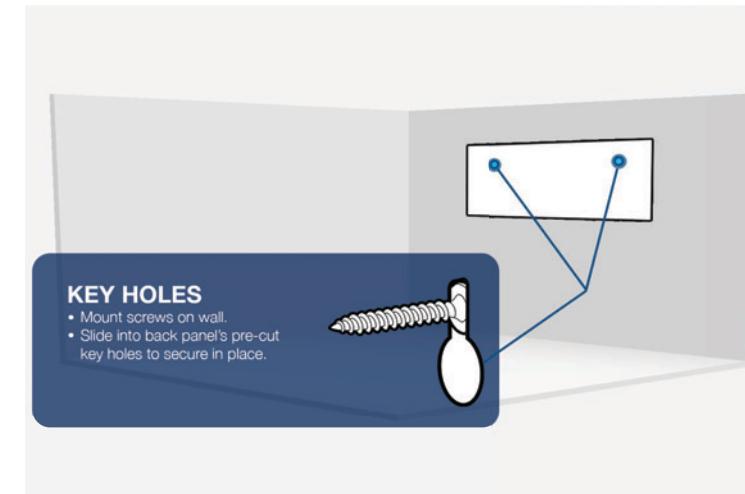


Figure 2
Side view of clock and wall

4. Tripod mounting

10 minutes

1 person

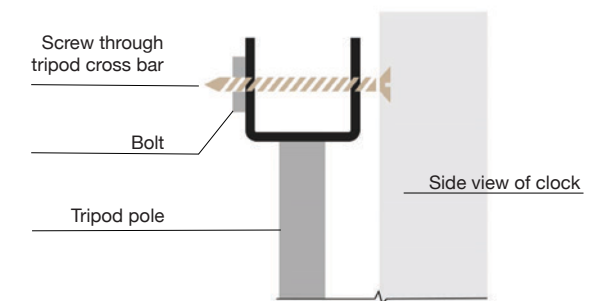


Figure 3
Side view of clock and tripod cross bar



NOTE: Model XL-36R is an indoor digital clock. The clock must neither be permanently outdoor mounted nor exposed to water/rain. Such exposure is unsafe due to the electrical nature of the unit, the non-waterproof framework and the the non-waterproof external power supply. Model XL-36R may be used occasionally for outdoor events (plugged into an outlet or external battery) provided weather conditions are compatible with the clock's operating requirements.



EZCLOCKS LLC.,

8565 S Eastern ave, Suite 150,

Las Vegas NV 89123

Tel: (702) 726 9030

www.bigtimeclocks.biz